


Demountable Double Door Hinged Cupboard



1950mm

🔍 16 175



Shelves Are Suitable for Suspended Filing




240° Opening Metal Hinges



BURG | Square Handle Lock with Two Point Espagnolet Locking System



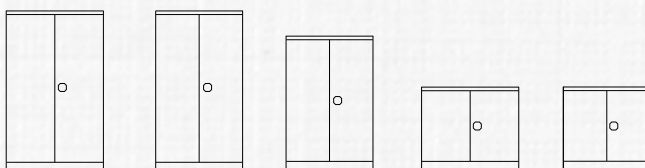
For more information
www.cehaburo.com



1000mm



🔍 16 176



🔍 Code
Shelves
Height
Wide
Depth

16 177	16 175	16 173	16 170	16 176
4	4	3	2	2
1950	1950	1800	1000	1000
1200	915	915	1200	915
420	420	420	420	420

Corpus

Door

7035	5010
9005	3000
9006	9006
9010	9010

Demountable Double Door Hinged Cupboard

BDM SERIES

Flat packed designed double door cupboards
Epoxy-polyester powder coating
Square handle lock with two point Espagnolet locking system
Internal hinges-opening 270°
Capacity of 12 folders per shelf
Shelves are suitable for suspended filing
Height adjustable shelves in increments of 36 cm- max. shelf load approx.50 kg
uniform loading



2 YEAR WARRANTY
*excluding wear parts



Shelf Load
Approx.
50 Kg Uniform
Loading

Extra Shelf Option



Flat Packed
Designed

Shelves Are Suitable for Suspended Filing

