 53 323



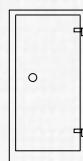
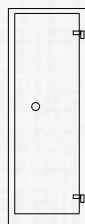
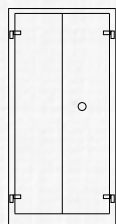
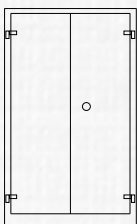
Height Adjustable Shelves with Increment of 36 mm



High Security Double Side Key Lock



High Durable Hinges with 180° Opening of the Doors



 **Code**
Shelves
Height
Wide
Depth


53 326
4
1950
1260
550

53 323
4
1950
1260
550

53 325
4
1950
700
550

53 324
3
1500
700
550

Colours



LYD SERIES


High quality, appropriate price
Enormous choose in storing documents
Fully welled double wall strong construction
Epoxy-polyester powder coating
5 point locking system
60 mm rockwool filling




 Constructed According DIN 4102 Norm


Optional Pull Out Suspension Filing Cradle

With 180° Opening of the Doors

 53 325



 For more information www.cehaburo.com

 53 324



Options



Pull Out Suspension Filing Cradle

Double Wall Strong Construction 60 mm Rockwool Filling

